




2024 POWER CONTENT LABEL

Sonoma Clean Power Authority

| | CleanStart | EverGreen | CA Utility Average |
|---|---|---|---|
| Greenhouse Gas Emissions Intensity (lbs of CO ₂ e emitted per megawatt hour) | 91 | 0 | 359 |
| Electricity Sources ■ Renewables and Zero-Carbon Resources ■ Fossil Fuels and Unspecified Power |  |  |  |
| RPS Eligible Renewables | 51% | 100% | 45% |
| Biomass & Biogas | 8% | 0% | 2% |
| Geothermal | 15% | 90% | 5% |
| Eligible Hydroelectric | 3% | 0% | 2% |
| Solar | 14% | 10% | 23% |
| Wind | 11% | 0% | 14% |
| Large Hydroelectric | 40% | 0% | 10% |
| Nuclear | 1% | 0% | 11% |
| Emerging Technologies | 0% | 0% | 0% |
| Other | 0% | 0% | 0% |
| Natural Gas | 0% | 0% | 10% |
| Coal & Petroleum | 0% | 0% | 2% |
| Unspecified Power (primarily fossil fuels) | 9% | 0% | 22% |
| Total | 100% | 100% | 100% |
| Retail sales covered by retired unbundled RECs | 0% | 0% | |
| <p>■ This label does not reflect compliance with the Renewables Portfolio Standard (RPS), which measures the use of tracking instruments called Renewable Energy Credits (RECs) over the course of multi-year compliance periods. RECs that are purchased separately from the renewable energy ("Unbundled RECs") can be used for RPS compliance, but they do not factor into the power mixes or GHG emissions intensities above.</p> <p>■ GHG intensity figures exclude biogenic CO₂ and emissions from geothermal sources and grandfathered imports of firmed-and-shaped energy. For detailed information about all GHG emissions from California's retail electricity suppliers, visit the CEC webpage at the link below.</p> <p>■ Unspecified power is electricity purchased from a genericized pool on the open market.</p> | | | |
| www.sonomacleanpower.org | <p>Want to learn more? Visit https://www.energy.ca.gov/programs-and-topics/programs/power-source-disclosure-program</p> | | |