



NetGreen

If you have solar or a wind turbine, we'll pay you to generate clean energy.

Billing Explanation

1. PG&E Electric Delivery Charges

PG&E's minimum delivery charge. It does NOT include generation charges if you're an SCP customer.

2. Sonoma Clean Power Electric Generation Charges

This is SCP's charge for generation – the cost of producing the electricity you use.

3. Your Net Energy Metering (NEM) Account Summary

This is a summary of PG&E delivery charges and credits to date and does not include your SCP generation charges or credits. This section estimates your Annual True Up with PG&E.

4. Summary of Your NEM Year-To-Date (YTD) Charges


This is a summary of PG&E delivery charges and credits to date, by billing period, and does not include your SCP generation charges or credits.

5. YTD Estimated NEM Charges At True-Up

Your year-to-date NEM Charges represent the balance of your net usage since the start of your True-Up period. Charges are calculated each month but are not billed until the end of the True-Up period.

Utility bills can be confusing. We're here to help.

Once your generating system has been connected to the grid by PG&E, your NetGreen service starts automatically and your Sonoma Clean Power charges and credits will be presented on your PG&E bill. These are not duplicate charges, but charges for two different services: PG&E electric delivery service and SCP electric generation service.

**ENERGY STATEMENT**
www.pge.com/MyEnergy

Account No: 10234567890-8
Statement Date: 07/19/2022
Due Date: 08/09/2022

Service For:
JANE DOE
123 MAIN ST
WINDSOR, CA 95492

Questions about your bill?
Solar Hotline: 1-877-743-4112 M-F 7-6
Phone: 1-866-743-0335
Monday-Friday 7 a.m.-7 p.m.
Saturday 8 a.m.-5 p.m.
www.pge.com/MyEnergy

Ways To Pay
www.pge.com/waystopay

Your Enrolled Programs
Net Energy Metering (NEM)

Your Account Summary


Amount Due on Previous Statement	\$5.44
Payment(s) Received Since Last Statement	-5.44
Previous Unpaid Balance	0.00
Current PG&E Electric Monthly Charges	\$11.14
Sonoma Clean Power Electric Generation Charges	-5.00

Total Amount Due by 08/09/2022 **\$6.14**

Your Net Energy Metering (NEM) Account Summary

Year-to-date (YTD) NEM charges are based on your YTD usage. Your NEM balance will be reconciled on your annual True-Up statement (05/2023) and other charges and taxes may apply. No credits will be carried over to your next True-Up period. Please see the "Summary of Your NEM YTD Charges" for more details.

Total NEM Charges Before Taxes	-\$17.02
Total Electric Minimum Delivery Charges	21.58
YTD Estimated NEM Charges At True-Up	\$0.00

**ENERGY STATEMENT**
www.pge.com/MyEnergy

Account No: 10234567890-8
Statement Date: 07/19/2022
Due Date: 08/09/2022

Summary of Your NEM Year-To-Date (YTD) Charges

Service For: 123 MAIN ST
Service Agreement ID: 5432156789
Rate Schedule: EV2A Home Charging

Summary of NEM Charges

Bill Period End Date	Net Peak Usage (kWh)	Net Part Peak Usage (kWh)	Net Off Peak Usage (kWh)	Net Usage (kWh)	Estimated NEM Charges Before Taxes	Estimated NEM Charges After Taxes
06/10/2022	5	38	-98	-55	\$1.60	\$1.55
07/12/2022	-39	7	-50	-82	-18.62	-18.70
TOTAL	-34	45	-148	-137	-\$17.02	-\$17.15

Estimated tax amount, if applicable, is displayed in the box below. Differences in net usage occur due to rounding.

Electric Charges

Bill Period End Date	Minimum Delivery Charges
06/10/2022	\$10.44
07/12/2022	11.14
TOTAL	\$21.58

How Your True-Up is Calculated

Your YTD Total NEM Charges represent the balance of your net usage since the start of your True-Up period. Charges are calculated each month but are not billed until the end of the True-Up period.

Your Summary of NEM Charges will be reset to zero at True-Up.

The Minimum Delivery Charge is assessed monthly and credited at true-up if the total NEM Charges Before Taxes are greater than your cumulative Minimum Delivery Charges.

This is your YTD balance. Your total NEM balance will be reconciled on your True-Up statement (**05/2023**).

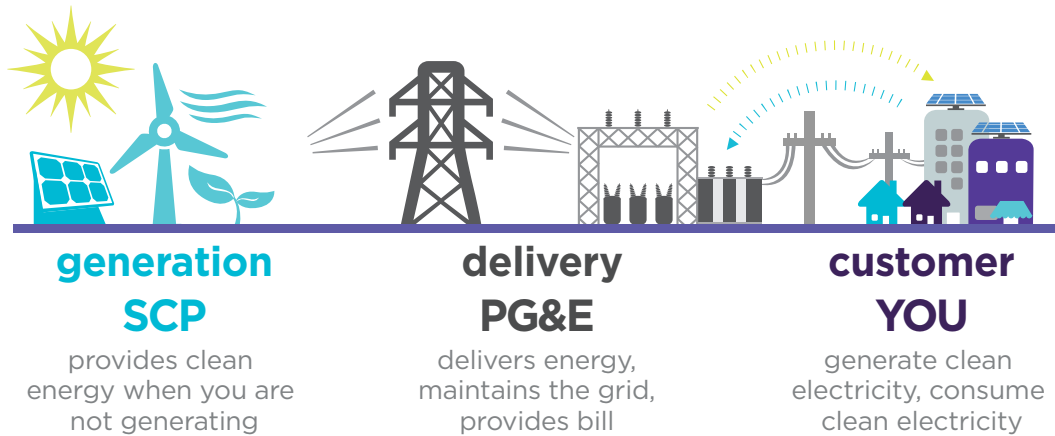
Total NEM Charges Before Taxes	-\$17.02
Total Electric Minimum Delivery Charges	21.58
YTD Estimated NEM Charges At True-Up	\$0.00

Energizing our communities.

If you have solar panels at your home or business, Sonoma Clean Power will pay you for the excess energy your system generates for the grid through NetGreen, our Net Energy Metering (NEM) program.

How NetGreen works.

When your system generates more clean energy than is necessary to power your home or business, SCP pays you. When you consume more energy than your system generates, you pay SCP.



Generate green by impacting climate change.

When your system generates more clean energy than is necessary to power your home or business, SCP pays you. When you consume more energy than your system generates, you pay SCP.

Big impact, big reward.

Customers who are annual net energy generators in kilowatt-hours (kWh) during the cash out period (spring to spring) will be paid for their annual excess energy exported to the grid at SCP's Net Surplus Compensation (NSC) Rate*, which is PG&E's 12-month Net Surplus Compensation rate average plus \$0.01/kWh for the calendar year preceding the cash out.

Customers with a NSC balance below \$200 will have their NSC balance applied as an on-bill credit on a subsequent PG&E statement.

Note: some customers with a NetGreen retail credit balance above \$200 may have less than \$200 in NSC and would therefore not receive a check, but instead have the NSC applied as a bill credit.

Note: some customers with a NetGreen retail credit balance above \$100 may have less than \$100 in PNSC and would therefore not receive a check, but instead have the PNSC rolled over to the next month.

*By law, NetGreen Aggregation customers are not eligible to receive credit cash-outs and credits are re-set to zero annually.

Billing changes, consistent benefits.

SCP bills generation charges monthly to simplify payments, and to monitor system performance. In months where you don't have enough NetGreen credits accrued to offset SCP electric generation charges, you'll be billed for the net electricity consumed in that month. Transmission and distribution are still billed annually by PG&E.

6. Minimum Delivery Charges

Solar customers are required to pay PG&E a Minimum Delivery Charge. This charge is to ensure that every customer, including those with very little or no energy usage, contributes to the costs of providing electricity service. Your total monthly delivery charges may be higher or lower than the minimum delivery charge.

7. Details of NEM Charges

PG&E delivery charges for your current bill cycle.

8. Generation Credit


This is the amount that PG&E would have charged you for Electric Generation. This number is helpful in comparing SCP's electric generation cost to PG&E's electric generation cost. This charge may be positive, if you over-generated electricity.


9. Power Charge Indifference Adjustment (PCIA)

This fee is required by PG&E of all SCP customers. It is intended to ensure that customers who switch to SCP pay for the above-market cost of energy that PG&E bought on their behalf prior to their switch to SCP. This is charged on net usage only and may be negative if you over generate.

10. Franchise Fee Surcharge

This fee is collected by PG&E to pay for the right to use public streets to run gas and electric service.

 ENERGY STATEMENT www.pge.com/MyEnergy		Account No: 10234567890-8 Statement Date: 07/19/2022 Due Date: 08/09/2022
Details of PG&E Electric Monthly Charges		Service Information
06/11/2022 - 07/12/2022 (32 billing days) Service For: 123 MAIN ST Service Agreement ID: 5432156789 Rate Schedule: EV2A Home Charging Enrolled Programs: Net Energy Metering (NEM)		Meter # 1009725681 Consumption 496.705500 kWh Net Generation -578.477920 kWh Net Usage -81.772420 kWh Serial R Rotating Outage Block 12P
06/11/2022 - 07/12/2022		
6 Minimum Delivery Charge ¹ 32 days @ \$0.34810		\$11.14
Electric Monthly Charges		\$11.14
¹ The Minimum Delivery Charge is set by the CPUC. Your electric Minimum Delivery Charge for this period is \$11.14. This amount can include applicable discounts and may be deducted at True-Up if your total NEM Charges Before Taxes are greater than your total Minimum Delivery Charges.		

 ENERGY STATEMENT www.pge.com/MyEnergy		Account No: 10234567890-8 Statement Date: 07/19/2022 Due Date: 08/09/2022
Details of NEM Charges		Service Information
06/11/2022 - 07/12/2022 (32 billing days) Service For: 123 MAIN ST Service Agreement ID: 5432156789 Rate Schedule: EV2A Home Charging Enrolled Programs: Net Energy Metering (NEM)		Meter # 1009728581 Consumption 496.705500 kWh Net Generation -578.477920 kWh Net Usage -81.772420 kWh Serial R Rotating Outage Block 12P
06/11/2022 - 07/12/2022		
Net Usage		
Peak -39.034900 kWh @ \$0.55950		-\$21.84
Part Peak 7.305400 kWh @ \$0.44901		3.28
Off Peak -50.042920 kWh @ \$0.24699		-12.36
8 Generation Credit		13.95
9 Power Charge Indifference Adjustment		-1.65
10 Franchise Fee Surcharge		-0.08
Monthly NEM Charges		-\$18.70
2013 Vintaged Power Charge Indifference Adjustment Your NEM balance will be reconciled on your True-Up statement (05/2023)		

This is a summary of all electric generation charges from SCP. For customers on a Time-of-Use (TOU) rate, each time of use period is broken out to show either net consumption or net generation for that time period.

If your system generated more energy than you used in any given TOU period, you will receive \$0.01/kWh Net Generator Bonus.

SCP credits the full retail CleanStart rate plus a bonus for energy generated. Those credits are banked monthly to be used to offset any SCP generation charges you may have throughout the year.

SCP NetGreen Energy Balance
Each spring, SCP will look at the annual amount of energy generated by your system, the annual amount of energy consumed, and then we calculate how much excess energy was exported to the grid, if any, annually. If you have any excess energy exported to the grid, SCP will pay you for that energy at our Net Surplus Compensation Rate (NSC). If your NSC credit balance exceeds \$200, SCP will automatically send you a check up to \$5,000. PNSC balances less than \$200 will simply roll over to the next month.*

When you sign up for EverGreen, you'll see the \$0.025 per kilowatt-hour premium on the Details of Sonoma Clean Power Electric Generation Charges page of your bill.

When you choose to join SCP's GridSavvy Rewards, we will provide you with a \$5/month bill credit.

*By law, NetGreen Aggregation customers are not eligible to receive cash-outs.

PG&E

ENERGY STATEMENT

www.pge.com/MyEnergy

Account No: 10234567890-8

Statement Date: 07/19/2022

Due Date: 08/09/2022

Details of Sonoma Clean Power Electric Generation Charges

06/11/2023 - 07/12/2023 (32 billing days)

Service For: 123 MAIN ST

Service Agreement ID: 5289074989 ESP Customer Number: 5289074641

06/11/2023 - 07/12/2022

Rate Schedule: NEM E-EV2-A

EverGreen

7.305400 kWh @ \$0.02500

\$0.18

Generation - Off Peak - Summer

-50.042900 kWh @ \$0.11143

-5.58

Generation - Part Peak - Summer

7.305400 kWh @ \$0.15257

1.11

Generation - On Peak - Summer

-39.034900 kWh @ \$0.19728

-7.70

Net Generation Bonus

-89.077800 kWh @ \$0.01000

-0.89

GridSavvy Credit

-5.00

Net Charges

-17.88

Energy Commission Surcharge

0.00

Credited To NetGreen Balance

12.88

Your Cumulative SCP NetGreen Credit Balance is now \$15.36.

Your SCP NetGreen Energy Balance is now 179.914 kWh

Total Sonoma Clean Power Electric Generation Charges

\$-5.00

Service Information

Total Usage -81.772400 kWh

For questions regarding charges on this page, please contact:
SONOMA CLEAN POWER
P.O. BOX 1030
SANTA ROSA, CA 95402
1-855-202-2139
www.sonomacleanpower.org

Additional Messages

At Sonoma Clean Power, sustainable solutions mean real benefits. We source clean electricity and offer local programs and incentives that positively impact the lives of our customers.

We partner with PG&E, who continues to deliver your electricity, and our shared customers receive one monthly bill from PG&E.

By providing you a choice of increased renewables that reduce greenhouse gas emissions, our customers help solve the climate crisis at the local level. Visit the Advanced Energy Center at 741 4th Street, Santa Rosa to learn more.



Local Contact Center

1 (855) 202-2139

info@sonomacleanpower.org



sonomacleanpower.org



Printed on 100% recycled paper.